


Dynaway Enterprise Asset Management 2604.1


Dynaway F&O

1 April, 2026


Table of Contents

1	Products Released April 2026.....	4
2	Upcoming Changes.....	5
2.1	Dynaway Mobile Client Installation.....	5
3	Summary	6
4	Documentation.....	7
5	Installation Notes.....	8
5.1	Models Cleanup	8
5.2	Asset Management Models	8
6	Updates for Mobile Client 2604.1.1	9
6.1	Module Configurations	9
6.1.1	Work Execution	10
6.1.2	Scheduling Board	12
7	Updates for D365 Finance & Operations 2604.1.1	14


Release Date	Versions
 30 Mar 2026	Updates for Mobile Client 2604.1.1 Updates for D365 Finance & Operations 2604.1.1

 **Note to installation - New Certificate**


Release 2604.1 includes new code signing certificate as the previous one expired. Therefore before upgrading to version 2604.1 please request new license file from Dynaway and apply new license file when upgrading to version 2604.1.
 If you do not apply new license file when upgrading to version 2604.1, you will not be able to use Dynaway products!

 **Note to installation - Installing Dynaway Scheduling Board**

Release 2601.1 replaces "Dynaway Planning Board" with "Dynaway Scheduling Board". Installation must be done with virtual path **scheduling** specified on the Web App, the authentication must be **https://<Web App Default Domain>/scheduling/login/success** and when files are uploaded the site can then be accessed from "https://<Web App Default Domain>/scheduling"

 **Note to Installation - Changed Number of Microsoft Versions Supported**

Release 2507.1 is released for product version **10.0.43**. We are switching from release for three latest versions to release for the two latest versions. This enables new features from Microsoft to be available more quickly.

 **Note to Installation - Models Cleanup**

Release 2507.1 contains cleanup of models, please see details in Installation Notes section.



Dynaway
 An EG Product

1 Products Released April 2026

- Enterprise Asset Management
 - Advanced EAM
 - Analytics
 - Asset Service Management
 - Contractor Management
 - Maintenance Data Import
 - Maintenance Insights
 - Mobile Client - Scheduling Board
 - Mobile Client - Work Execution

Labels are in en-us only.

The deployment package has been built on:

- *Installed product version : 10.0.46*
- *Installed platform version : Update70*

The mobile applications have been tested on the following browsers, all browsers using the latest build at the time of release:

- **Desktop**
 - *Chrome version 146 on Windows 11 desktop*
 - *Edge version 146 on Windows 11 desktop*
- **Android**
 - *Chrome version 146 on Android phone (running Android 16)*
- **iPad**
- **iPhone**
 - *Safari for iOS 26.3-26.4*
 - *Edge version 146*
 - *Chrome version 146*

Known issues:

- *If using the Edge browser on iPhone or iPad, and signing in to your AD account, closing down the browser will delete all cached data for the application and the user has to synchronize all data again.*
- *On some Android phones the event telling the browser that the virtual keyboard is closed does not fire resulting in save buttons sometimes overlapping close/cancel buttons.*

Installation guide for mobile can be found here: <https://help.dynaway.com/mobile-eam/getting-started/>

2 Upcoming Changes

2.1 Dynaway Mobile Client Installation

This does not happen yet but is a notice to inform you that it is coming.

The installation and update process for the Dynaway mobile clients will change.

We are striving to make it easier to manage the installation and upgrade process for the Dynaway mobile clients which will lead to updated installation guide, just one installation package no matter which mobile clients you are using, upgrading can be done with a simple script minimizing the risk of faulty input. We are also removing the need to update the web.config file of applications but rather use environment variables in the Web app - these will also be manageable through a script.

3 Summary

In this version, of particular note are:

- **Mobile Client**
 - **Work execution:**
 - **Request create wizard:** The customer may now prepare a wizard experience for the users when creating a request. They may add custom questions for the user to answer or remove unused fields.
 - **Better item support:** Better support for custom dimensions as well as input management to improve correct choices during item registration.
 - **Better attachment experience:** Users may add multiple attachments in one action.
 - **Scheduling board:**
 - **Work order pool filters:** Re-added the work order pool filters to allow the planner to focus work on work orders from specified work order pools.
 - **Auto adjust hours on split:** The split features have been updated to allow the planner to auto adjust hours on all splits based on the original scheduled duration.
 - **Scheduling board only licence:** Scheduling Board now runs properly when only the Scheduling board license is installed.

4 Documentation

The following documents have been updated:

- **Advanced EAM**
 - **Checklists**
 - [Checklist line types](#)¹
 - **Contractor management**
 - [Contractor management \(documentation revised\)](#)²
 - **Requests**
 - [Migrating EAM requests to AM](#)³
 - [Migrating EAM work orders to AM](#)⁴
- **Mobile EAM: Setup and Deploy**
 - **Getting started**
 - [Handlers](#)⁵
 - **Work execution**
 - **My calendar**
 - [Customize job card design](#)⁶
 - **Objects**
 - [Create Lists - Editing/deleting](#)⁷
 - [Create lists - Limit to functional location](#)⁸
 - [Functional location hierarchy](#)⁹
 - **Requests**
 - [Create request wizard](#)¹⁰

1. <https://help.dynaway.com/advanced-eam/checklists/checklist-line-type/>

2. <https://help.dynaway.com/eam-contractor-management/>

3. <https://help.dynaway.com/eam-fo/requests/migration-to-am/#migrating-requests>

4. <https://help.dynaway.com/eam-fo/work-order/migration-to-am/>

5. <https://help.dynaway.com/mobile-eam/getting-started/setup-mobile/#handlers>

6. <https://help.dynaway.com/mobile-eam/my-calendar/my-calendar/#customize-job-card-design>

7. https://help.dynaway.com/mobile-eam/objects/edit_view/#lists

8. https://help.dynaway.com/mobile-eam/objects/edit_view/#lists

9. https://help.dynaway.com/mobile-eam/objects/edit_view/#functional-location-hierarchy

10. <https://help.dynaway.com/mobile-eam/requests/create/#create-request-wizard>

5 Installation Notes

5.1 Models Cleanup

We have cleaned up the number of models shipped. Models removed have been deleted. Please follow the Microsoft guides for deleting models:

<https://learn.microsoft.com/en-us/dynamics365/fin-ops-core/dev-itpro/dev-tools/models#deleting-a-model>

<https://learn.microsoft.com/en-us/dynamics365/fin-ops-core/dev-itpro/deployment/uninstall-deployable-package>

Here is an overview of the models removed:

Model Removed	Notes
Dynaway Lockout for EAM (DynawayLockoutEAM)	Removed, functionality not used
Dynaway Tagout for EAM (DynawayTagoutEAM)	Removed, functionality not used

5.2 Asset Management Models

To make the process of migrating from EAM to AM easier, we have added all models needed for AM.

6 Updates for Mobile Client 2604.1.1

Installation guide for mobile can be found here: <https://help.dynaway.com/mobile-am/getting-started/>

6.1 Module Configurations

Label	Description
Under the <i>Work execution</i> → <i>Objects</i> node	
Enabled	Determines whether or not the Objects module is available to the user. Default value: true
Under the <i>Work execution</i> → <i>Card design</i> → <i>Object card design</i> node	
Object card fields	Determines which fields must be shown on object cards in the Objects module.
Under the <i>Work execution</i> → <i>Card design</i> → <i>My calendar job design</i> node	
My calendar job card other fields	Determines which fields to display on job cards in the My calendar module.
My calendar job card title field	Determines whether the work order description or job description should be used as the title of cards in the My calendar module.
Under the <i>Work execution</i> → <i>Requests</i> node	
Create request page view	Determines how the page for creating requests should look for the user. Possible choices are "Compact" and "Wizard" where "Compact" is the standard with all fields in one page. Default value: Compact
Under the <i>Work execution</i> → <i>Work orders</i> node	
Enabled	Determines whether or not the Work orders module is available to the user. Default value: true
Work order line title field	Determines the field to use as the title field on the work order line details page. The options are work order description and job description.

6.1.1 Work Execution

Key	Client Release Notes
DMO-1 5439 ¹¹	<p>Assets/Objects - Asset/Object Tree</p> <p>Improved handling of long lists of functional locations and assets/objects in the tree structure. This fixes an issue where, scrolling in the tree behaved erratically and displayed large blank areas below the list of entities.</p>
DMO-1 3671 ¹²	<p>Assets/Objects - Quick Create Work Order or Request</p> <p>Users can now create a Work Order or Maintenance Request directly from the asset/object details page.</p> <p>Two actions have been added at the top of the asset/object details page, and rely on the existing module configurations:</p> <ol style="list-style-type: none"> 1. For creating a work order: <i>Work Execution > Work Orders > Work Order Create</i> 2. For creating a request: <i>Work Execution > Maintenance Requests > Enabled</i>
DMO-1 5022 ¹³	<p>Assets/Objects - Requests - Show All Active Requests</p> <p>The Requests view now shows all active requests available in the timeline/event history. Note that the list displays only active requests.</p>
DMO-1 3959 ¹⁴	<p>General - Attachments</p> <p>Users can now add multiple attachments at once for Work Orders, Assets/Objects, and Requests.</p>
DMO-1 5428 ¹⁵	<p>General - Attachments - Preview</p> <p>Users can now zoom and pan while previewing image attachments, e.g., Asset/Object images, Item registration images.</p>
DMO-1 5560 ¹⁶	<p>General - Landing Page</p> <p>The module configuration for selecting the landing page has been revised.</p> <p>Landing page configuration is now available at General > Landing page and applies to the main application and across modules. This applies to work execution modules, safe work modules, and the task module, if licensed.</p>
DMO-1 4416 ¹⁷	<p>Requests - Update Object/Asset</p> <p>Users can now update the object/asset on an active request if no work order has been created from the request.</p>

11. <https://jira.eg.dk/browse/DMO-15439?src=confmacro>

12. <https://jira.eg.dk/browse/DMO-13671?src=confmacro>

13. <https://jira.eg.dk/browse/DMO-15022?src=confmacro>

14. <https://jira.eg.dk/browse/DMO-13959?src=confmacro>

15. <https://jira.eg.dk/browse/DMO-15428?src=confmacro>

16. <https://jira.eg.dk/browse/DMO-15560?src=confmacro>

17. <https://jira.eg.dk/browse/DMO-14416?src=confmacro>

Key	Client Release Notes
DMO-13338¹⁸	<p>Work Orders - Job Notes With Timestamp</p> <p>When the timestamp feature is enabled for the job notes, the timestamp will now always be added. The user adds a new note by clicking the note field and then they can put in their note on which a timestamp will automatically be added.</p>
DMO-14931¹⁹	<p>Work Orders - Checklist Notes</p> <p>Fixed a text visibility issue when adding or editing a checklist note in dark mode.</p>
DMO-11704²⁰	<p>Work Orders - Checklist Overview Performance</p> <p>Fixed an issue where opening the checklist overview on a work order with many checklist lines across multiple jobs/lines could cause the browser to become unresponsive. The page may still become unresponsive when viewing checklist lines for a single job/line that contains a very large number of checklist lines, for example, more than 1000.</p>
DMO-15241²¹	<p>Work Orders - Default Line Property for Hour Forecasts</p> <p>When creating an hour forecast from the client, the default line property defined on the project category is applied as the line property for the new hour forecast.</p>
DMO-15677²²	<p>Work Orders - Items - Handle Optional Dimensions</p> <p>Item dimensions now follow the item dimension setup instead of always being mandatory. This change will only apply in online scenarios as we do not have the dimension setup available for items while offline.</p>
DMO-14965²³	<p>Work Orders - Job Notes Disappearing</p> <p>The note fields for work order jobs/lines, assets/objects and requests have been updated. When editing or adding a note, a dialog now opens for entering the content. For job notes, when timestamps are enabled, a timestamp is always added, and existing notes cannot be edited.</p>
DMO-13308²⁴	<p>Work orders - Checklists - Mark mandatory checklist as N/A</p> <p>Maintenance planners/managers can control which users can mark mandatory checklist items as N/A using the module configuration Work execution > Work orders > Checklist N/A allowed.</p>

18. <https://jira.eg.dk/browse/DMO-13338?src=confmacro>

19. <https://jira.eg.dk/browse/DMO-14931?src=confmacro>

20. <https://jira.eg.dk/browse/DMO-11704?src=confmacro>

21. <https://jira.eg.dk/browse/DMO-15241?src=confmacro>

22. <https://jira.eg.dk/browse/DMO-15677?src=confmacro>

23. <https://jira.eg.dk/browse/DMO-14965?src=confmacro>

24. <https://jira.eg.dk/browse/DMO-13308?src=confmacro>

Key	Client Release Notes
DMO-13578 ²⁵	<p>Work orders - Procurement - Purchase Requisitions</p> <ul style="list-style-type: none"> When creating a purchase requisition line by category, the fields vendor, unit price, and reason code are set as mandatory based on the configuration in F&O > Procurement > Setup > Policies > Purchasing policy > Procurement policy > Purchase requisition control rule, with values Required or Not required. If, for the given Vendor account, the purchase requisition control rule is set to Required in F&O, and the selected category has no vendors associated with it, a message is displayed stating No vendors available for this category.

[15 issues](#)²⁶

6.1.2 Scheduling Board

Key	Client Release Notes
DMO-15015 ²⁷	<p>Scheduling Board - Calendar Navigation by Week</p> <p>Resolved an issue where the "Two weeks" and "Four weeks" views navigated by two and four weeks when moving back and forth in the calendar. The calendar now navigates by one week at a time in these views.</p>
DMO-14557 ²⁸	<p>Scheduling Board - Load and Save Teams using D365</p> <p>Teams will now be saved in D365. They will be saved as saved searches using the area TEAM_PLAN.</p> <p>Teams can be shared between planners. Shared teams cannot be modified in the web application, consistent with other shared saved searches.</p>
DMO-14471 ²⁹	<p>Scheduling Board - Preferences</p> <p>A new Only Scheduled view preference has been added to the Scheduling Board.</p> <p>When enabled, the board displays only resources that have schedules and/or notes, helping planners focus on relevant information when reviewing drafts.</p>

25. <https://jira.eg.dk/browse/DMO-13578?src=confmacro>

26. <https://jira.eg.dk/secure/IssueNavigator.jspx?reset=true&jqlQuery=project+%3D+DMO+AND+%28FixVersion+in+%28%272601.1.1+Dynaway+mobile%27%29+AND+component+in+%28EAM%29%29+AND+%22Include+in+client+release+notes%22+%3D+%22Yes%22+ORDER+BY+%22Client+release+notes%22+ASC+++++++&src=confmacro>

27. <https://jira.eg.dk/browse/DMO-15015?src=confmacro>

28. <https://jira.eg.dk/browse/DMO-14557?src=confmacro>

29. <https://jira.eg.dk/browse/DMO-14471?src=confmacro>

Key	Client Release Notes
DMO-14990 ³⁰	<p>Scheduling Board - Show Add Planning Note Button</p> <p>The process for adding a planning note from the preview version of the scheduling board has been updated.</p> <p>When a planner hovers over a day in the calendar, a green circle with a plus icon appears. Selecting it adds a new planning note for the resource on that day.</p>
DMO-12105 ³¹	<p>Scheduling Board - Team Capacity Per Day View</p> <p>A new team capacity per day view has been added to the header of each team.</p> <p>The capacity view shows the total number of scheduled hours per day compared to the total available hours for each team.</p>
DMO-15452 ³²	<p>Scheduling Board - Workers Lookup for 1000+ Workers</p> <p>The workers lookup has been updated to support more than 1000 workers, ensuring that all available workers can be found regardless of scale.</p> <p>This ensures that trades and worker groups are correctly represented in the application.</p>

6 issues³³

30. <https://jira.eg.dk/browse/DMO-14990?src=confmacro>

31. <https://jira.eg.dk/browse/DMO-12105?src=confmacro>

32. <https://jira.eg.dk/browse/DMO-15452?src=confmacro>

33. <https://jira.eg.dk/secure/IssueNavigator.jspa?reset=true&jqlQuery=project+%3D+DMO+AND+%28FixVersion+in+%28%272601.1.1+Scheduling+board%27%29+AND+component+in+%28EAM%29%29+AND+%22Include+in+client+release+notes%22+%3D+%22Yes%22+ORDER+BY+%22Client+release+notes%22+ASC+++++++&src=confmacro>

7 Updates for D365 Finance & Operations 2604.1.1

Key	Client Release Notes
<p>DFO -108 71³⁴</p>	<p>Advanced EAM - Fixed Product Validation in Maintain Multiple Objects An issue has been resolved in Maintain multiple objects functionality where incorrect product validation prevented correctly selected objects from being updated.</p>
<p>DFO -109 53³⁵</p>	<p>Advanced EAM - Fixed Dialog When Adding Non-Stocked Item to Work Order Forecast An issue has been resolved where, after adding a non-stocked item to a work order forecast and confirming purchase requisition creation, the forecast record was saved but the dialog did not appear again when selecting another item forecast record.</p>
<p>DFO -103 38³⁶</p>	<p>Advanced EAM - New Checklist Lines Types Four new checklist line types are now available:</p> <ul style="list-style-type: none"> • Text input: allows technicians to enter responses in the checklist. • Installation object: allows automatic installation of an object as a sibling or child of the object on the work order line. • Measurement - Installation object: automatically updates counter values on the object configured in the checklist line. • Measurement - Replacement object: automatically updates counter values on the replacement object configured on the work order line.
<p>DFO -108 69³⁷</p>	<p>Advanced EAM - Work Order Expense Forecast Initialized from Functional Location When creating a new work order or adding a new work order line to an existing work order, the work order expense forecast can now be initialized from the expense forecast set up on the functional location in the work order line's functional location hierarchy.</p>
<p>DFO -110 46³⁸</p>	<p>Contractor Management - Fixed Missing Contact Person in Purchase Order Created from Work Order An issue has been resolved where the contractor contact person was not updated correctly on purchase orders created through the automation process of work order job type.</p>
<p>DFO -107 98³⁹</p>	<p>Dynaway - Fixed Dynaway Menu Items from System User Forcing License "Team Members" Permissions have been updated for several Dynaway menu items (e.g. About Dynaway) included in the System user security role. These menu items no longer require the Team Members license.</p>

34. <https://jira.eg.dk/browse/DFO-10871?src=confmacro>

35. <https://jira.eg.dk/browse/DFO-10953?src=confmacro>

36. <https://jira.eg.dk/browse/DFO-10338?src=confmacro>

37. <https://jira.eg.dk/browse/DFO-10869?src=confmacro>

38. <https://jira.eg.dk/browse/DFO-11046?src=confmacro>

39. <https://jira.eg.dk/browse/DFO-10798?src=confmacro>

Key	Client Release Notes
<p>DFO -110 09⁴⁰</p>	<p>Dynaway - New Certificate A new certificate has been added to the release package as the previous certificate used for signing code and generating license files is expiring. To continue using Dynaway products, you must deploy the new license file when upgrading to version 2604.</p>
<p>DFO -108 13⁴¹</p>	<p>Dynaway - Removed Performance Metrics Functionality related to Dynaway performance metrics has been removed from the system.</p>
<p>DFO -105 24⁴²</p>	<p>Enterprise Asset Management - Migrate Requests to Asset Management It is possible now to migrate requests from Dynaway module Enterprise asset management to Microsoft module Asset management. When users migrate a request, it is created in the Asset management module with the same number or identifier. Apart from basic request data (number, request type, description, stage, active status etc.) the following data is migrated to module Asset management:</p> <ul style="list-style-type: none"> • functional location history record of object from request, if request has object assigned (table "MROFunctionalLocationObject"), • object calendar lines (table "MROObjectCalendar"), • stage log (table "MROStageLog"), • object hierarchy record (table "MROObjectHierarchy"), • object loan (table "MROObjectLoan"), • work order pool reference for request and related object calendar line (table "MROWorkOrderPoolReference"), • attachments, meaning DocuRef reference (table "DocuRef"), • faults (tables: "MROObjectFaultSymptom", "MROObjectFaultRelation", "MROObjectFaultCause", "MROObjectFaultRemedy") <p>Users can review the migration results on the new page Migration log. On this page, users can see which requests were successfully migrated to the asset management module, which requests were not migrated, and why the migration failed for them.</p>

40. <https://jira.eg.dk/browse/DFO-11009?src=confmacro>

41. <https://jira.eg.dk/browse/DFO-10813?src=confmacro>

42. <https://jira.eg.dk/browse/DFO-10524?src=confmacro>

Key	Client Release Notes
<p>DFO -832 8⁴³</p>	<p>Enterprise Asset Management - Migrate Work Orders to Asset Management</p> <p>It is possible now to migrate work orders from Dynaway module Enterprise asset management to Microsoft module Asset management.</p> <ul style="list-style-type: none"> • Work order is migrated to module Asset management with exactly the same number/identifier. • Work order lines are migrated to module Asset management with exactly the same project number and activity number. <p>Apart from basic work order data (number, work order type, description, stage, active status etc.) from work order header (table "MROWorkOrderTable") and its work order lines (table "MROWorkOrderLine"), some related data is migrated to module Asset management as well, e.g.:</p> <ul style="list-style-type: none"> • work order schedule lines (table "MROWorkOrderLineSchedule"), • work order checklists (tables: "MROWorkOrderLineAdvChecklistHeader" and "MROWorkOrderLineAdvChecklist"), • work order journals (table "MROWorkOrderTableJournals") and references on existing standard journals (tables: "ProjJournalTrans", "InventJournalTrans", "LedgerJournalTrans_Project"), • object calendar lines (table "MROObjectCalendar"), • attachments on work order header and work order lines (table "DocuRef"), • stage log (table "MROStageLog"), • faults (tables: "MROObjectFaultSymptom", "MROObjectFaultRelation", "MROObjectFaultCause", "MROObjectFaultRemedy"). <p>Results of migration can be checked in new page "Migration log". You can verify there which work orders have been migrated successfully to module "Asset management", which work orders have not been migrated and why migration process failed for them.</p>
<p>DFO -108 02⁴⁴</p>	<p>Enterprise Asset Management - Release Package With Modules Related To Asset Management</p> <p>Dynaway modules related to Asset management are now included in the EAM release package to support migration of transaction data, including requests and work orders, from the Dynaway module, Enterprise asset management, to the Microsoft module, Asset management.</p>
<p>DFO -109 80⁴⁵</p>	<p>Enterprise Asset Management - Fixed Role EAM Maintenance Viewer Can Access Employee Sensitive Data</p> <p>An issue has been resolved where users with the EAM Maintenance viewer role could access employee sensitive data (for example, address) in the Human resources module by clicking the employee's name hyperlink (for example, from the Started by field on a request in the Enterprise asset management module). Users can now see the employee name and surname but cannot access employee details through the hyperlink.</p>
<p>DFO -108 45⁴⁶</p>	<p>Enterprise Asset Management - EAM Objects Data Entity - Fixed Creating Project For Sub-Object</p> <p>An issue has been resolved where importing objects through the EAM Objects data entity created projects for sub-objects using the main project from Enterprise asset management parameters (with setup Project hierarchy = Hierarchy and Auto create projects = Yes) instead of the parent object's project. Sub-objects now correctly use the project from the parent object.</p>

43. <https://jira.eg.dk/browse/DFO-8328?src=confmacro>

44. <https://jira.eg.dk/browse/DFO-10802?src=confmacro>

45. <https://jira.eg.dk/browse/DFO-10980?src=confmacro>

46. <https://jira.eg.dk/browse/DFO-10845?src=confmacro>

Key	Client Release Notes
<p>DFO -109 33⁴⁷</p>	<p>Maintenance Data Import - Adjusted Identifier Mappings When EAM and AM Enabled Adjusted the Identifier mappings page to correctly support switching maintenance processes from Dynaway module Enterprise asset management to Microsoft module Asset management. Added logic to control how data is handled based on configuration key Dynaway Advanced Asset Management:</p> <ul style="list-style-type: none"> • When disabled: Only EAM objects and EAM counters are used in lookups, hyperlinks etc. • When enabled: Only AM assets and AM counters are used in lookups, hyperlinks etc.
<p>DFO -109 61⁴⁸</p>	<p>Maintenance Data Import - Fixed Identifier Length Error When Generating Internal Identifiers Fixed an issue where a 'cannot create record' error occurred when generating internal identifiers for objects or assets when existing identifiers in the system had a length greater than 20 characters. Updated the Identifier mappings page so that both internal identifier and external identifier fields can store up to 50 characters.</p>
<p>DFO -109 35⁴⁹</p>	<p>Maintenance Insights - Adjusted Worker Overview When EAM and AM Enabled Adjusted the Worker overview page to correctly support switching maintenance processes from Dynaway module Enterprise asset management to Microsoft module Asset management. Added a check based on configuration key Dynaway Advanced Asset Management to control displayed data:</p> <ul style="list-style-type: none"> • When disabled: Only EAM workers and EAM mobile users are displayed. • When enabled: Only AM workers and AM mobile users are displayed
<p>DFO -109 37⁵⁰</p>	<p>Maintenance Insights - Batch Overview - Product A new column Product has been added to the Batch overview page to display the related product (EAM, AM, All).</p>
<p>DFO -106 24⁵¹</p>	<p>Mobile - Cleanup Job Removes Corrupted Entities and Orphaned Personations Updated the mobile framework cleanup job so that, after checking parameter Entities, it removes corrupted mobile entities (for example, entities with blank EntityId) and orphaned mobile entity personations (personation records pointing to non-existing mobile entities).</p>
<p>DFO -109 09⁵²</p>	<p>Mobile - Fixed Incorrect Handling of Errors Related to Asset Saved Search List Fixed an issue with incorrect handling of errors when parsing queries on asset saved search lists during the data initialization process. Improved validation so that when search criteria in an asset saved search list contain syntax errors, the user is informed during data initialization about which specific saved search list has the error in the search criteria field.</p>

47. <https://jira.eg.dk/browse/DFO-10933?src=confmacro>

48. <https://jira.eg.dk/browse/DFO-10961?src=confmacro>

49. <https://jira.eg.dk/browse/DFO-10935?src=confmacro>

50. <https://jira.eg.dk/browse/DFO-10937?src=confmacro>

51. <https://jira.eg.dk/browse/DFO-10624?src=confmacro>

52. <https://jira.eg.dk/browse/DFO-10909?src=confmacro>

Key	Client Release Notes
<p>DFO -109 92⁵³</p>	<p>Mobile - Fixed Problem with Cancelling Deposit Slip Reversal Journal Caused by Mobile Extension Fixed an issue where cancelling a deposit slip reversal journal did not work correctly because the Dynaway mobile extension deleted the corresponding mobile entity record for the expense journal. During deletion of the expense journal line, the information about the active journal record was not transferred correctly to the standard Microsoft code, resulting in the cancellation process failing.</p>
<p>DFO -103 98⁵⁴</p>	<p>Mobile - Improved Worker is Missing Required Certificates and Skills Message The message for missing required certificates and skills in the Scheduling board has been improved to include certificate names, skill names, and skill levels, so that it is clear what exact certificates and skills the worker is missing.</p>
<p>DFO -106 66⁵⁵</p>	<p>Mobile - Create Request Page Structure Users can now configure the page structure used in the mobile app for the create request page.</p>
<p>DFO -107 30⁵⁶</p>	<p>Mobile - Fixed Adding Empty Attachment A bug has been fixed where empty attachments (e.g. blank files) could not be added in the mobile app.</p>
<p>DFO -110 58⁵⁷</p>	<p>Mobile - Fixed Duplicated Work Orders Visible in Scheduling Board A bug has been fixed in relation to duplicated work orders which sometimes were visible in Scheduling Board.</p>
<p>DFO -107 29⁵⁸</p>	<p>Mobile - Fixed Possibility to Attach File Without Extension A bug has been fixed where files without extensions could be attached. An error message is now displayed in such cases.</p>
<p>DFO -109 67⁵⁹</p>	<p>Mobile - Fixed Purchase Requisition Status Is Not Updated In Mobile App Fixed an issue where the purchase requisition status was not updated in the mobile app when a user approved or rejected a purchase requisition line in the Dynamics 365 FO environment. Updated the synchronization so that all changes to the purchase requisition header are reflected correctly in the mobile app.</p>

53. <https://jira.eg.dk/browse/DFO-10992?src=confmacro>

54. <https://jira.eg.dk/browse/DFO-10398?src=confmacro>

55. <https://jira.eg.dk/browse/DFO-10666?src=confmacro>

56. <https://jira.eg.dk/browse/DFO-10730?src=confmacro>

57. <https://jira.eg.dk/browse/DFO-11058?src=confmacro>

58. <https://jira.eg.dk/browse/DFO-10729?src=confmacro>

59. <https://jira.eg.dk/browse/DFO-10967?src=confmacro>

Key	Client Release Notes
DFO-10843⁶⁰	<p>Mobile - Fixed Searching Items by System Language Fixed an issue with item search when translations were not available in the language set in the mobile app and the language set on the D365 legal entity. Updated the search behavior so that when item translations are not available in these languages, the system uses the language set up as system language in D365 for item search.</p>
DFO-10721⁶¹	<p>Mobile - Fixed Some Endpoints Did Not Accept Emojis A bug has been fixed where some endpoints did not accept emojis and caused errors.</p>
DFO-11005⁶²	<p>Mobile - Fixed Truncated Item Description A bug has been fixed where item descriptions longer than 60 characters were truncated in the mobile app. Long descriptions are now displayed correctly.</p>

[29 issues⁶³](#)

60. <https://jira.eg.dk/browse/DFO-10843?src=confmacro>

61. <https://jira.eg.dk/browse/DFO-10721?src=confmacro>

62. <https://jira.eg.dk/browse/DFO-11005?src=confmacro>

63. <https://jira.eg.dk/secure/IssueNavigator.jspx?reset=true&jqlQuery=fixVersion+in+%28%22EAM+2604.1.1%22%29+and+%22Include+in+client+release+notes%22+%3D+%22Yes%22+order+by+cf%5B10200%5D%2C+Summary++++++++&src=confmacro>