



Dynaway
An EG Product

Welcome to today's session

New Features in Dynaway 2604.1

for Asset Management

YOUR PRESENTERS



Mads Levi Haslund

Team Manager
mlh@dynaway.com



THOMAS KROGH

Principal Technology Specialist EAM
for D365 F&SCM
tkr@dynaway.com



Dynaway
An EG Product

Agenda

- 1 Welcome & Introduction
- 2 AI vision & co-dev.
- 3 New certificate
Advanced Asset Management
Mobile Work Execution
Scheduling Board
Gantt Chart
- 4 Demo and Q&A



From AI assistance to AI decision support

Today we help technicians work smarter. Our direction is a system that actively supports decisions across the entire maintenance operation.

■ Available Now

- AI work order summary
- AI troubleshoot for field workers
- AI translation of note fields on mobile

■ Coming later 2026

- Contractor Agent
- OCR Scanning
 - Checklist updates
 - Paper requests
- Speech to text on mobile
- Diagnostic Agent
 - Dialog with documents and work orders
- Performance Agent

■ The Direction

“Every feature we ship today is a building block toward a maintenance system that does not just record what happened. It helps you decide what to do next.”

Dynaway Add-on's - General

Note to installation - New Certificate

Release 2604.1 includes new code signing certificate as the previous one expired. Therefore before upgrading to version 2604.1 please request new license file from Dynaway and apply new license file when upgrading to version 2604.1.

If you do not apply new license file when upgrading to version 2604.1, you will not be able to use Dynaway products!



Dynaway
An EG Product

Advanced Asset Management

AI Troubleshoot

- AI-generated insights on work order jobs
- Based on asset documents, description, and notes
- Provides suggested actions and insights
- Available as AI document insights on work order jobs

AI Summary

What's New - More complete overview of maintenance activity

- Expanded data included in summary
 - Faults
 - Forecast and consumption (items, hours, expenses)
 - Failed checklist lines
 - Related work orders

Execution mode	Link
	None

AI document insights

To inspect the Spot Dryer equipment safely and effectively, please follow these steps:

1. Electrically isolate the spot dryer before starting any inspection to ensure safety. This means turning off and



Dynaway
An EG Product

Dynaway Mobile

New module configurations

Label	Description
Under the Gantt chart node	
Enabled	Determines whether or not the user can access the Gantt chart module. Default value: false
Under the General node	
Allow user to change functional location	Determine whether or not the user can change their own primary functional location to use as context when working the mobile application. Default value: false
Under the General → AI node	
AI speech-to-text	Determines whether or not the user can use the microphone on their device to fill in input fields and perform searches. Default value: true
AI translation	Determines whether or not the user can use AI to help translate job instructions and notes to their chosen language. Default value: true
Under the General → Lists node	
Downloaded list	Determines whether or not the user will see the "Downloaded" predefined list on the work orders, assets and requests pages. Default value: true

Under the Work execution → Assets node	
Enabled	Determines whether or not the Assets module is available to the user. Default value: true
Under the Work execution → Card design → Asset card design node	
Asset card fields	Determines which fields must be shown on asset cards in the Asset module.
Under the Work execution → Card design → My calendar job design node	
My calendar job card other fields	Determines which fields to display on job cards in the My calendar module.
My calendar job card title field	Determines whether the work order description or job description should be used as the title of cards in the My calendar module.
Under the Work execution → Maintenance requests node	
Create request page view	Determines how the page for creating requests should look for the user. Possible choices are "Compact" and "Wizard" where "Compact" is the standard with all fields in one page. Default value: Compact
Under the Work execution → Work orders node	
Enabled	Determines whether or not the Work orders module is available to the user. Default value: true
Maintenance job title field	Determines the field to use as the title field on the job details page. The options are work order description and job description.



Dynaway Mobile

Configurable Request Creation

- Configure the create request page in mobile
- Choose page structure (Compact or Wizard)
- Adapt layout to user needs and processes

Improves usability and data quality at request creation

Create request page structure

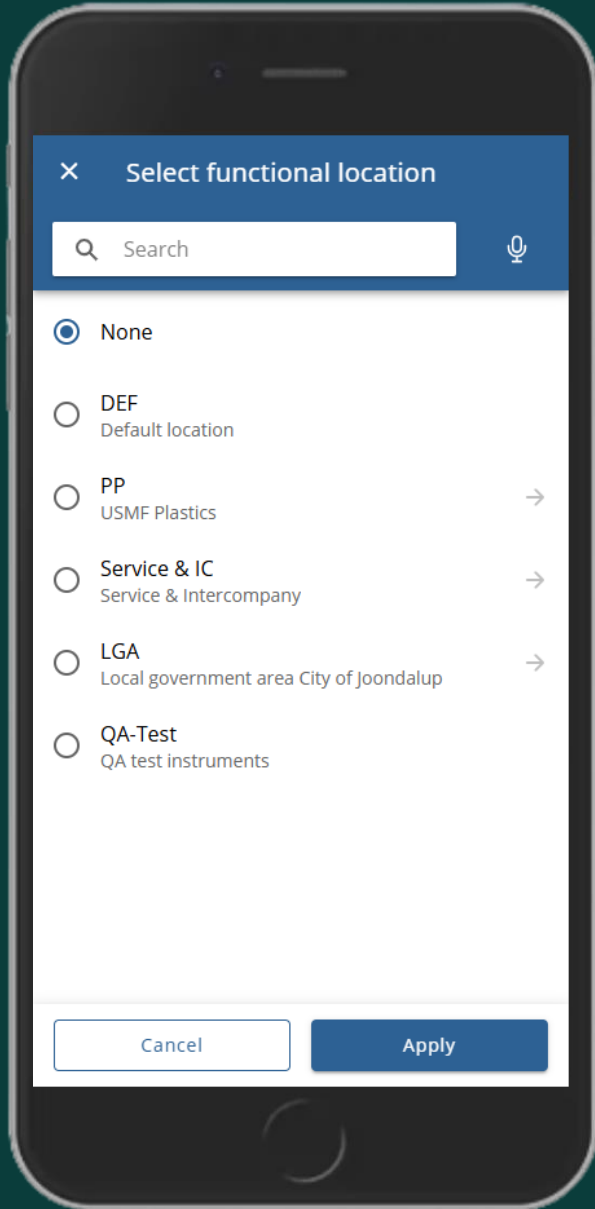
Standard view ▾

Filter

	Line	Row type	Field name	Title	Subtitle	Mandatory
<input type="radio"/>	1.00	Header		Select asset	Which asset does this request c...	
<input type="radio"/>	2.00	Field	object			✓
	3.00	Header		Details	Provide a short, clear summary ...	
	4.00	Field	description			✓
	5.00	Field	notes			
	6.00	Header		Classification	What kind of work or action is n...	
	7.00	Field	_requestType			✓
	8.00	Field	priority			
	9.00	Field	_jobTrade			
	10.00	Field	_executionMode			✓
	11.00	Header		Additional information	Add any extra details to your re...	
	12.00	Field	productionStopFrom			
	13.00	Field	attachments			
	14.00	Field	faults			



Dynaway
An EG Product

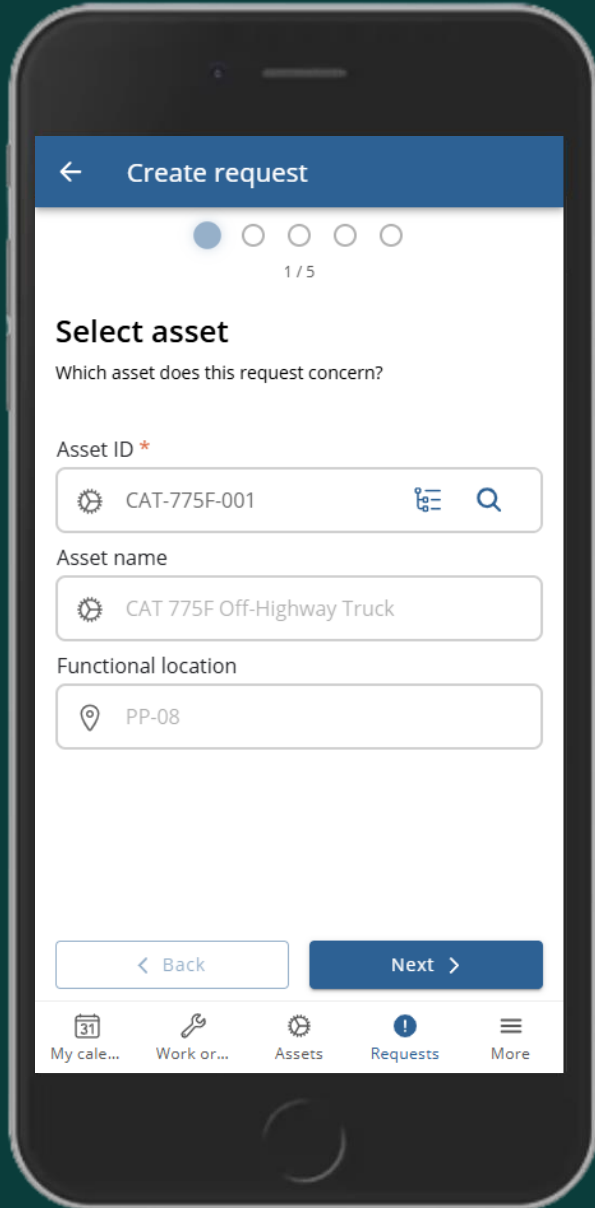


Work Execution

Assets

- **Work by location**
Filter data across the app based on selected functional location
- **Asset card design**
Configure which information are shown on asset cards
- **Downtime filtering**
Filter assets based on active downtime





Work Execution

Requests

Request create wizard

- Guided step-by-step request creation in mobile
- Users are led through relevant questions and fields

Execution mode on requests

- Set execution mode directly during request creation

Work orders

AI translation

- Translate notes and inputs to user language

Flexible job card title

- Show work order

Item registration improvements

- Improved support for custom dimensions and input handling



Dynaway Scheduling Board

Improvements

- **Work order pool filters**
Focus on work orders from selected work order pools
- **Auto adjust hours on split**
Automatically adjust hours across splits based on duration
- **Scheduling Board license**
Runs with Scheduling Board license only

WO-000339 • 1 • Repair

Split Multi-day split

Forklift has a flat tire

Currently scheduled hours: 3h Auto adjust hours

4/16/26	1	×	Jesse Zd	🗑️
4/16/26	1	×	Jesse Zd	🗑️
4/16/26	1	×	Jesse Zd	🗑️

+ Add schedule

Save

Scheduling board

April 2026

Day Week Two weeks Four weeks

Work order pool filter

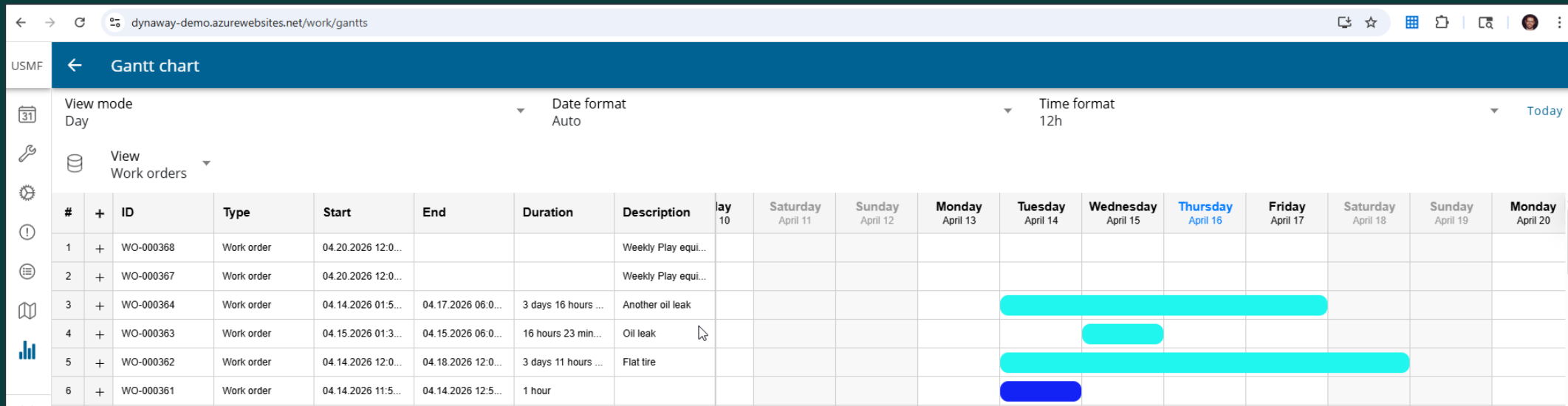
< Today >

	13 Mon Apr 2026	14 Tue Apr 2026	15 Wed Apr 2026	16 Thu Apr 2026	17 Fri Apr 2026
✓ Mechanics	0/40	3/40	0/40	6.5/40	1/40
Ahmed Barnett					

Gantt Chart

New visual way to plan and optimize maintenance

- First official release
- Graphical overview of work orders, STOs, and work order pools
- Visual timeline with expected start and end dates
- Drill down into work order details




Dynaway
An EG Product



Dynaway
An EG Product



Follow us on LinkedIn



Sign up for our Newsletter



Dynaway Help (incl. Release notes)



Dynaway Academy



Dynaway
An EG Product



Aldin Beganovic
albeg@dynaway.com



Thomas Krogh
tkr@dynaway.com



Zack Taylor
zacta@dynaway.com
US Region



Product Support
help@dynaway.com